



sun | power VR L

Series OPzV/OPzV bloc

Valve regulated lead-acid
batteries for cyclic applications

sun | power VR L Series OPzV

Typical applications:

- Village power supplies
- Hybrid systems
- Peak Shaving/voltage stabilisation
- Stations of mobile communications
- Sustainable tourism
- Cathodic corrosion protection
- Pumping systems

Your benefits:

- Maintenance-free regarding water refilling – due to innovative Gel-technology
- Very high cycle stability during PSoC¹ operation – due to tubular plate design with efficient charge current acceptance
- Maximum compatibility – dimensions according to DIN 40742
- Optimal space utilization – due to possibility of horizontal arrangement²
- Higher short-circuit safety even during the installation – based on HOPPECKE system connectors

sun | power VR L Series OPzV bloc

Typical applications:

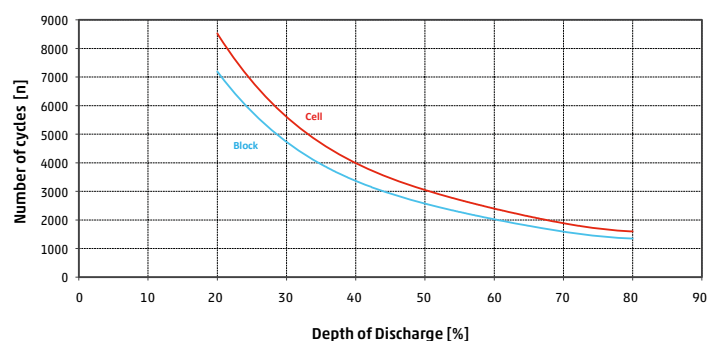
- Solar home storage systems
- Hybrid systems
- Signalling systems
- Street lighting
- Stations of mobile communications
- Medical care facilities
- Cathodic corrosion protection

Your benefits:

- Maintenance-free regarding water refilling – due to innovative Gel-technology
- Very high cycle stability during PSoC¹ operation – due to tubular plate design with efficient charge current acceptance
- Maximum compatibility – dimensions according to DIN 40744
- Easy assembly and installation – battery lid with integral handle
- Higher short-circuit safety even during the installation – based on HOPPECKE system connectors



Service life in cycles and Depth of Discharge



¹ Partial State of Charge ² Operating in a horizontal position is only possible with special variant. Please consider when ordering!



Capacities, dimensions and weights

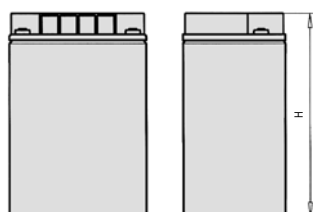
Series OPzV bloc	Nominal voltage V	C ₁₀₀ /1.85 V Ah	C ₅₀ /1.85 V Ah	C ₂₄ /1.83 V Ah	C ₁₀ /1.80 V Ah	C ₅ /1.77 V Ah	ca. Weight kg	max.* Length L mm	max.* Width W mm	max.* Height H mm	Fig.
sun power VR L 12-70	12	70	65	58	51	45	40.0	272	205	383	A
sun power VR L 12-120	12	130	125	118	103	91	52.5	272	205	383	A
sun power VR L 12-180	12	200	190	175	154	136	75.5	380	205	383	A
sun power VR L 6-250	6	270	250	235	205	181	51.0	272	205	383	B
sun power VR L 6-300	6	330	315	293	250	226	66.0	380	205	383	B
sun power VR L 6-370	6	400	375	350	308	272	73.0	380	205	383	B

Series OPzV	Nominal voltage V	C ₁₀₀ /1.85 V Ah	C ₅₀ /1.85 V Ah	C ₂₄ /1.83 V Ah	C ₁₀ /1.80 V Ah	C ₅ /1.77 V Ah	ca. Weight kg	max.* Length L mm	max.* Width W mm	max.* Height H mm	Fig.
sun power VR L 2-250	2	287	264	243	204	189	18.3	105	208	420	C
sun power VR L 2-310	2	359	329	304	255	236	22.3	126	208	420	C
sun power VR L 2-370	2	430	395	365	306	283	26.5	147	208	420	C
sun power VR L 2-420	2	478	453	428	391	346	29.9	126	208	535	C
sun power VR L 2-520	2	574	543	513	470	415	35.1	147	208	535	C
sun power VR L 2-620	2	670	634	599	548	485	42.1	168	208	535	C
sun power VR L 2-750	2	847	802	762	682	595	48.7	147	208	710	C
sun power VR L 2-875	2	990	935	888	796	694	61.3	215	193	710	D
sun power VR L 2-1000	2	1130	1070	1016	909	793	65.9	215	193	710	D
sun power VR L 2-1125	2	1271	1203	1143	1023	893	75.6	215	235	710	D
sun power VR L 2-1250	2	1412	1337	1270	1137	992	80.5	215	235	710	D
sun power VR L 2-1375	2	1553	1471	1397	1250	1091	89.3	215	277	710	D
sun power VR L 2-1500	2	1695	1604	1524	1364	1190	94.6	215	277	710	D
sun power VR L 2-1700	2	1955	1870	1785	1545	1372	110.0	215	277	855	D
sun power VR L 2-2000	2	2281	2182	2082	1802	1601	136.5	215	400	815	E
sun power VR L 2-2300	2	2607	2493	2380	2060	1829	152.9	215	400	815	E
sun power VR L 2-2600	2	2933	2805	2677	2317	2058	173.0	215	490	815	F
sun power VR L 2-2900	2	3258	3117	2975	2574	2287	186.5	215	490	815	F
sun power VR L 2-3200	2	3584	3428	3272	2832	2515	214.7	215	580	815	F
sun power VR L 2-3500	2	3910	3740	3570	3089	2744	222.3	215	580	815	F

C₁₀ and C₁₀₀ = Capacity at 10 h and 100 h discharge

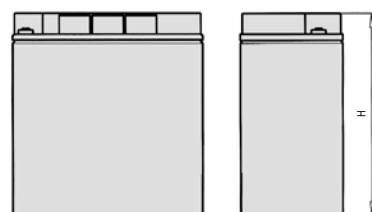
* according to DIN 40742 data to be understood as maximum values

Fig. A Series OPzV bloc



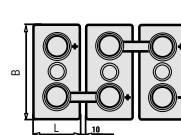
sun | power VR L 12-70 -
sun | power VR L 12-180

Fig. B Series OPzV bloc



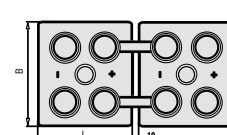
sun | power VR L 6-250 -
sun | power VR L 6-370

Fig. C Series OPzV



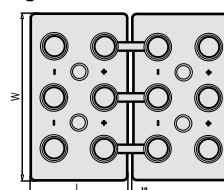
sun | power VR L 2-250 -
sun | power VR L 2-750

Fig. D Series OPzV



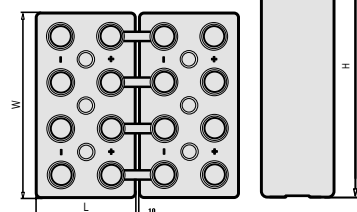
sun | power VR L 2-875 -
sun | power VR L 2-1700

Fig. E Series OPzV



sun | power VR L 2-2000 -
sun | power VR L 2-2300

Fig. F Series OPzV



sun | power VR L 2-2600 -
sun | power VR L 2-3500

**Optimal environmental compatibility –
closed loop for recovery of materials in an accredited recycling system**
IEC 60896-21 · IEC 61427

HOPPECKE Batterien GmbH & Co. KG
Bontkirchener Str. 1
D - 59929 Brilon
Germany
Tel: +49 (0) 2963 61-374
Fax: +49 (0) 2963 61-270
E-Mail: solar@hoppecke.com

